




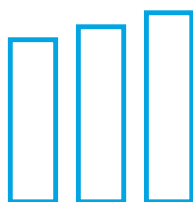


Our  
performance

## OUR REVENUES

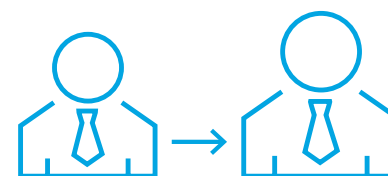
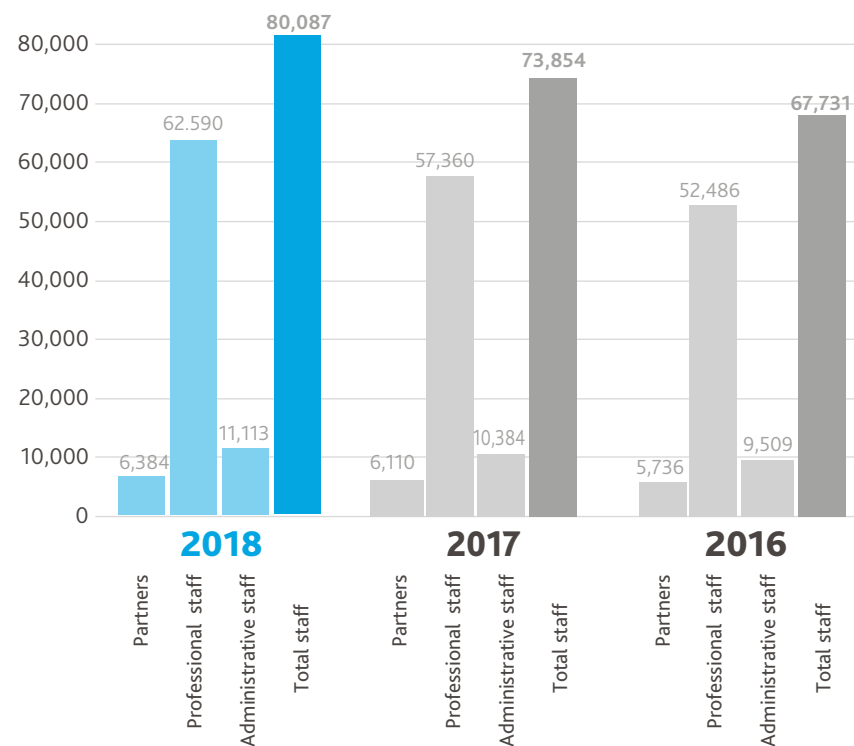
	2018	2017	2016
 Combined fee income*	€7.6 billion	€7.4 billion	€6.8 billion
	\$9.0 billion	\$8.1 billion	\$7.6 billion
 Number of countries and territories	162	162	158
 Number of offices	1.591	1.500	1.401

**10.7%\*\***  
increase  
year on year



\*including BDO's exclusive Alliances  
\*\*in US\$

## OUR PEOPLE

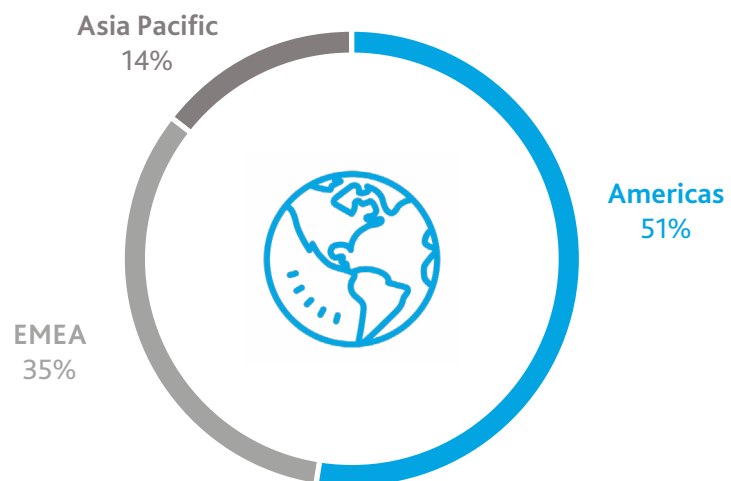


Between 2017 & 2018, our **total staff** numbers grew by **+8.4%**

## OUR GEOGRAPHY

Number of countries & territories	2018	2017	2016
Americas	40	40	37
Asia Pacific	25	25	24
EMEA	97	97	97
<b>Total</b>	<b>162</b>	<b>162</b>	<b>158</b>

## REVENUE PERCENTAGE PER REGION



## OUR SERVICES

Fee split per service line*	2018	2017	2016
Audit & Assurance	45%	44%	44%
Tax	21%	22%	22%
Advisory	19%	19%	19%
BSO	15%	15%	15%

\*Excluding BDO alliance firms

